

## ИНВЕНЦИИ

1

*(Moderato)* (Умеренно)

Ф-п. *(mf)*

1) *(mf)*

2) *(p)*

*(cresc.)*

- 1) Эту инвенцию (как шестнадцатую, так и восьмью) следует исполнять legato.
- 2) Почти во всех изданиях — у Баха мордент не перечеркнут.

2 5 1 3 5 4

(mf)

1 4 2 1 4 2 1 4 2 1 4 2 1 4

5 4 4 1 3 4 3 1 4 2 5 1 2

(dimin.)

1 3 2

5 2 4 1 4 1 3

(p)

4 1 3 1 4 1 3

1 4 1 2 1 4 1 2 1 4 1 3 2

(p)

5 4 3 2 1

(poco rit.)

3) Эти две восьмые (до и соль) лучше играть non legato

(Andante) (Текуче)

2) (p)

3) 3 2 1 2 3 2

4) 3 2 1 2 3 2 1

(simile)

5) 1 2 3 4 5

6) 1 2 3 4 5

7) 3 2 1 2 3 2 1

(simile)

8) 3 2 1 2 3 2 1

1) Эта инвенция имеет каноническую форму. Нижний голос вступает на два такта позже верхнего и (х. вально повторяет (октавой ниже) его партию. В одиннадцатом такте каноническое построение начинается вновь в тональности доминанты (соль минор). Голоса перемещаются: начинает нижний голос, а верхний вступает двумя тактами позже (двойной контрапункт октавы). При вступлении темы в нижнем голосе первые два звука изменены (ми бемоль-фа вместо соль-фа диез). При появлении темы в нижнем голосе (11-й и 12-й такты) в верхнем голосе-свободный (не канонический) контрапункт. Последние шесть тактов инвенции представляют собой свободное (не каноническое) заключение на том же тематическом материале

2) Эту инвенцию следует всю играть legato.

3) Возможное облегчение:

4) Облегчение:

5) Эту синкопу лучше отделить от предыдущей восьмой.


6) Облегчение:

7) Облегчение:


8) Облегчение:

9) Эта баховская дуга явно указывает на такой штрих: 



10) Облегчение: 


11) Облегчение: 


12) Это ми бемоль во время трели левой руки приходится снимать.


13) Облегчение: 


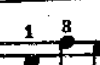
14) Трель так же как при 3 и 11


4)  *(simile)* 5) 






5) 






5)  



1 3 3 4 3 1 1 5  



3 1 2 3 5 5  



4) *mf* *(poco rit.)* 11)

3

(Moderato) (Умеренно)

3) *mf* *(V)*

2) *(p)*

*mf* *(p)*

1) Бах начинает лигу всякий раз второй шестнадцатой.

2) Восьмые в этой инвенции следует играть *poco legato*

3) Облегчение:

Musical notation for the first system, featuring treble and bass staves. The treble staff has dynamic markings *(mf)* and *(f)*. Fingerings 3, 4, 5 and 5, 2, 4, 1 are indicated.

Musical notation for the second system. Fingerings 5, 4, 1, 3, 4, 1, 4, 1 and 5, 1, 3, 2, 1, 4, 1, 1, 2, 1, 4 are shown. Includes diagrams 4) and 5).

Musical notation for the third system. Dynamic markings *(p)* and *(cresc.)* are present. Fingerings 5, 1, 4, 1, 3, 4, 1, 1, 2, 1, 4 are indicated.

Musical notation for the fourth system. Dynamic markings *(cresc.)* and *(mf)* are present. Fingerings 5, 1, 4, 1, 3, 4, 1, 1, 2, 1, 4 are indicated.

Musical notation for the fifth system. Dynamic markings *(p)* and *(cresc.)* are present. Fingerings 4, 1, 4, 5, 5, 3, 2, 1, 3 are indicated.

СРЕТЕННО:

ПОСРЕДНО:

ФИНАЛЬНО:

7)

First system of music. Treble clef, key signature of two sharps (F# and C#). The right hand has a trill starting on G4, with fingerings 1, 2, 4, 3, 5, 1, 3. The left hand has a descending eighth-note line. Dynamics include *f*, *mf*, and a crescendo hairpin.

3)

Second system of music. The right hand continues the trill with fingerings 4, 6, 4. The left hand has a descending eighth-note line. Dynamics include *mf*, *p*, and a crescendo hairpin.

Third system of music. The right hand has a descending eighth-note line with fingerings 5, 4, 3, 2, 4. The left hand has a descending eighth-note line. Dynamics include *f* and a crescendo hairpin.

5)

Fourth system of music. The right hand has a descending eighth-note line with fingerings 5, 1, 3, 5, 4, 5, 1. The left hand has a descending eighth-note line with fingerings 6, 2, 4. Dynamics include *f*, *mf*, and a crescendo hairpin.

Fifth system of music. The right hand has a descending eighth-note line with fingerings 4, 1, 2, 3, 2, 1. The left hand has a descending eighth-note line with fingerings 3, 1, 2, 1, 8. Dynamics include *f* and a crescendo hairpin.

7) Облегчение:



4<sup>1)</sup>

(Allegro) (Скоро)

The musical score is written for piano and consists of five systems of staves. The first system includes dynamics markings *(p)*, *(p)*, and *(mf)*. The second system includes the marking *(dimin.)*. The third system includes the marking *(p)*. The fourth system includes a trill-like figure and the text "и т. д.". The fifth system includes a trill-like figure.

1) Эта пьеска имеет характер трехдольного танца.

2) Восьмые следует играть poco staccato.

System 1: Treble and bass clefs. Treble clef contains a melodic line with notes and fingerings (5, 5, 3, 4). Bass clef contains a bass line with notes and fingerings (5, 1, 1, 4, 1, 3, 1, 4). Dynamics include *(mf)*, *(dimin.)*, and *(p)*. A trill is marked with a '3' and a wavy line. The text 'и т. д.' is written below the treble clef.

System 2: Treble and bass clefs. Treble clef contains a melodic line with notes and fingerings (5, 5, 3, 4, 5, 3, 4, 3, 1, 5, 1, 1, 5, 3, 1, 5, 1). Bass clef contains a bass line with notes and fingerings (1, 2, 3, 4, 5, 4, 3, 2, 1, 2, 3, 4, 5, 4, 3, 2, 1). Dynamics include *(cresc.)* and *(f)*. A trill is marked with a '3' and a wavy line.

System 3: Treble and bass clefs. Treble clef contains a melodic line with notes and fingerings (5, 8, 1, 5, 2, 3, 4, 5, 3, 4, 5, 3, 4, 5, 3, 4, 5). Bass clef contains a bass line with notes and fingerings (5, 3, 1, 2, 3, 4, 5, 3, 4, 5, 3, 4, 5, 3, 4, 5). Dynamics include *(dim.)* and *(p)*.

System 4: Treble and bass clefs. Treble clef contains a melodic line with notes and fingerings (5, 4, 2, 1, 4, 5, 3, 2, 1, 5, 3, 4). Bass clef contains a bass line with notes and fingerings (5, 4, 3, 2, 1, 2, 3, 4, 5, 4, 3, 2, 1, 2, 3, 4, 5, 4, 3, 2, 1). Dynamics include *(f)*.

System 5: Treble and bass clefs. Treble clef contains a melodic line with notes and fingerings (3, 4, 1, 3, 2, 3, 5, 4, 3, 2, 1, 5, 4, 3, 2, 1). Bass clef contains a bass line with notes and fingerings (5, 4, 3, 2, 1, 2, 3, 4, 5, 4, 3, 2, 1, 2, 3, 4, 5, 4, 3, 2, 1). Dynamics include *(poco rit.)*.

3) В трети, разумеется, фа, а не фа-диез: (как указано в некоторых изданиях).

## 5

(Allegro risoluto) (Скоро и решительно)

The musical score is written for a single instrument, likely a piano, in 3/4 time. It consists of five systems of two staves each (treble and bass clef). The tempo is marked "Allegro risoluto" (Скоро и решительно). The score includes various musical notations such as slurs, accents, and fingerings. The first system starts with a dynamic marking "(f)" and includes fingerings "1 3 2" and "2)". The second system includes a dynamic marking "(p)". The third system includes a dynamic marking "(p)" and a "(simile)" marking. The fourth system includes a dynamic marking "(p)". The fifth system includes a dynamic marking "(p)". The score features various musical notations including slurs, accents, and fingerings.

В начале и четверти в этой пьеске следует играть non legato.  
 В некоторых списках в этой пьеске украшений (кроме заключительной трели) нет совсем.

The first system of musical notation consists of two staves. The upper staff (treble clef) begins with a whole rest, followed by quarter notes G4, A4, B4, and C5. Fingerings 2, 3, and 3 are indicated above the notes. A fermata is placed over the C5 note. The lower staff (bass clef) contains a continuous eighth-note accompaniment. Fingerings 5, 2, 1, 2, 1 are shown below the notes. A dynamic marking of *(mf)* is placed above the second measure. A small inset staff at the top center shows a three-note triplet.

The second system of musical notation consists of two staves. The upper staff (treble clef) contains a continuous eighth-note melody. Fingerings 1, 5, 3, 2, 4, 3, 2, 5, 3, 2, 5, 3, 4, 2, 3 are indicated above the notes. The lower staff (bass clef) contains a continuous eighth-note accompaniment. Fingerings 2, 1, 1, 2, 1 are shown below the notes. A dynamic marking of *(mf)* is placed above the second measure. A small inset staff at the top center shows a three-note triplet.

The third system of musical notation consists of two staves. The upper staff (treble clef) contains a continuous eighth-note melody. Fingerings 1, 4, 1, 4, 3, 4, 2, 4, 3, 5 are indicated above the notes. A fermata is placed over the final note. The lower staff (bass clef) contains a continuous eighth-note accompaniment. Fingerings 6, 1, 4, 1, 2, 3, 2, 1, 2, 3, 4 are shown below the notes. A dynamic marking of *(mf)* is placed above the second measure.

The fourth system of musical notation consists of two staves. The upper staff (treble clef) contains a continuous eighth-note melody. Fingerings 2, 3, 2 are indicated above the notes. A fermata is placed over the final note. The lower staff (bass clef) contains a continuous eighth-note accompaniment. Fingerings 5, 4, 3, 2, 1, 2, 3, 4, 3, 2, 1, 2, 3, 4, 3, 2, 1 are shown below the notes. A dynamic marking of *(mf)* is placed above the second measure.

The fifth system of musical notation consists of two staves. The upper staff (treble clef) contains a continuous eighth-note melody. Fingerings 1, 3, 5, 3, 2, 3, 2, 4, 2, 4, 2 are indicated above the notes. A fermata is placed over the final note. The lower staff (bass clef) contains a continuous eighth-note accompaniment. Fingerings 4, 3, 2, 1, 2, 3, 4, 3, 2, 1, 2, 3, 4, 3, 2, 1 are shown below the notes. A dynamic marking of *(p)* is placed above the second measure.

5 2 1 2 8 5 3 8 5 2 3 5 1 2 8 5 3 8 5 2 1 5 1 2 8 5 3 8 5 2 1

(mf)

1 5 8 2 1 5 1 4 1 3 2 8 2 3

(f)

3)

(sosten.)

3 2 1 3 3 4 3

3 3 3 3

<sup>3</sup> Вероятно, опечатка и должно быть: .

(Andante) (Текуче)

2) 5

(p)

1)

1)

2)

4 1 4 3 1 2 3

(mf)

(mf)

4)

4) 3 5 3

4)

4) 3 5 3

(p)

(cresc.)

(dimin.)

3)

3)

1) Этот голос следует играть legato.

2) Синкопированный голос следует всё время играть non legato.

3) Здесь (и в аналогичных местах) естественны также лиги:



4) Во всех подобных местах следует играть так:



First system of musical notation. Treble clef staff contains a melodic line with a dynamic marking *p* and various fingering numbers (1, 2, 3, 4, 5). Bass clef staff contains a supporting line with fingering numbers (1, 2, 3, 4, 5).

Second system of musical notation. Treble clef staff continues the melodic line with complex fingering (1, 2, 3, 4, 5). Bass clef staff continues the supporting line. Dynamic marking *(p) p* is present.

Third system of musical notation. Treble clef staff features a highly technical melodic passage with numerous fingering numbers (1-5). Bass clef staff continues the supporting line with a fingering number 5).

Fourth system of musical notation. Treble clef staff continues the melodic line with complex fingering. Bass clef staff continues the supporting line with a fingering number 4).

Fifth system of musical notation. Treble clef staff continues the melodic line with complex fingering. Bass clef staff continues the supporting line with a fingering number 5).

Здесь следует слегка показать в нижнем голосе секвенцию: 

The first system of musical notation consists of two staves. The treble staff begins with a treble clef, a key signature of two sharps (F# and C#), and a 3/4 time signature. It contains four measures of music with various note values and rests. The bass staff begins with a bass clef and contains four measures of music, including some notes with fingerings (1, 5, 4, 1) and a double bar line at the end.

The second system of musical notation consists of two staves. The treble staff contains four measures of music with fingerings (4, 5, 2, 5, 1, 2, 5, 1) and a double bar line at the end. The bass staff contains four measures of music with fingerings (4, 3, 1, 2, 3, 1, 2, 3, 1, 4, 1) and a double bar line at the end.

The third system of musical notation consists of two staves. The treble staff contains four measures of music with fingerings (5, 9, 9, 5, 0, 1, 4) and a double bar line at the end. The bass staff contains four measures of music with fingerings (1, 0, 5, 1, 2, 4) and a double bar line at the end.

The fourth system of musical notation consists of two staves. The treble staff contains four measures of music with fingerings (1, 3, 5, 1, 3, 5) and a double bar line at the end. The bass staff contains four measures of music with fingerings (4, 1, 2, 1, 2, 3) and a double bar line at the end.

The fifth system of musical notation consists of two staves. The treble staff contains four measures of music with fingerings (1, 4, 5) and a double bar line at the end. The bass staff contains four measures of music with fingerings (1, 2, 1, 1, 1, 2, 3, 4, 1, 4) and a double bar line at the end.

The sixth system of musical notation consists of two staves. The treble staff contains four measures of music with fingerings (1, 3, 2, 1, 2, 1, 2, 5) and a double bar line at the end. The bass staff contains four measures of music with fingerings (5, 1, 2, 0, 1, 3) and a double bar line at the end.



## Moderato) (Умеренно)

The musical score is written for piano in G major and 3/4 time. It consists of four systems of two staves each (treble and bass clef). The tempo is marked 'Moderato' and the instruction '(Умеренно)' is provided in Russian. The score includes various musical notations such as slurs, accents, and dynamic markings. Fingerings are indicated by numbers 1-5. There are three numbered exercises (1, 2, 3) shown as small diagrams at the top of the page. Exercise 1 is a sixteenth-note scale starting on G4. Exercise 2 is a sixteenth-note scale starting on G4 with a trill-like figure. Exercise 3 is a sixteenth-note scale starting on G4. The main piece begins with a dynamic marking of *mf* and features a series of sixteenth-note patterns in both hands, often with slurs and accents. The piece concludes with a dynamic marking of *p* and a *legato* instruction. The final measure is marked 'И т.д.' (and so on).

Эту пьесу следует играть legato.

Исполнение:

Исполнение:

И т.д. Конец трети.

3 2

4 2 3

3 2 3

3 2 3

*(f)* *(mf)*

3 2

4

*(p)*



3 2

4

*(f)* *(dimin.)*

5) *(tr)* и т.д.

4) Эти восьмые лучше играть non legato.

5) Облегчение.  и т.д. Конец трели: 

6) Бишоф (издание Штейнгребера) указывает, что в издании Баховского общества здесь, очевидно, ошибочно — ре диез, так как во всех авторских рукописях здесь ре.

(p) (cresc.)

1 2 3 5

(dimin.) (p) (cresc.)

4 2 2

(mf) (sosten.)

3 2 3 2 3 2 3 2


## 8

(Vivace) (Живо)

(f)

(diminuendo)

Эту сыночку лучше отделить от предыдущей восьмой.

Эти три ноты  следует исполнять non legato.

Восьмые в этой инвенции следует играть staccato.

Musical score system 1, measures 1-3. Treble clef, bass clef. Dynamics: *(p)*, *(cresc.)*. Fingerings: 2, 1, 4, 1, 3, 1, 3, 1, 4, 1, 4, 3, 1, 4, 1, 4.

Musical score system 2, measures 4-6. Treble clef, bass clef. Dynamics: *(f)*.

Musical score system 3, measures 7-9. Treble clef, bass clef. Dynamics: *(mf)*. Fingerings: 1, 2, 3, 5, 3, 1, 4, 1, 4, 5, 1, 1, 1, 1.

Musical score system 4, measures 10-12. Treble clef, bass clef. Dynamics: *(f)*. Fingerings: 1, 1, 2, 3, 5, 3, 1, 4, 1, 1, 4, 1, 5, 1.

Musical score system 5, measures 13-15. Treble clef, bass clef. Dynamics: *(p)*. Fingerings: 4, 1, 2, 4, 2, 5, 1, 3, 2, 5, 1, 1, 2, 1.

First system of musical notation. The upper staff (treble clef) contains a melodic line with fingerings 3, 5, 1, 2, 1, 1, 3, 5, 1, 1, 2, 1, 4, 2, 1, 3, 5. The lower staff (bass clef) contains a bass line with fingerings 1, 1, 5, 5, 1, 4, 1, 5, 1, 5, 5, 8, 5. A dynamic marking *(mf)* is present in the second measure.

Second system of musical notation. The upper staff has fingerings 4, 2, 3, 3, 2, 5, 3, 5, 2, 3, 3, 3, 3, 3, 3, 3, 3, 3, 3, 3, 3, 3, 3, 3. A handwritten number "342" is above the first measure. The lower staff has fingerings 5, 3, 5, 4, 1, 6, 1, 2, 3, 1, 2, 3, 1, 2, 3, 1, 2, 3, 1, 2, 3, 1, 2, 3. Dynamic markings *(f)* and *(dimin.)* are present.

Third system of musical notation. The upper staff has fingerings 1, 3, 3, 1, 5, 1, 5. The lower staff has fingerings 1, 2, 3, 3, 2, 1, 1, 3, 1, 3, 1, 3, 1, 3, 1, 3, 1, 3, 1, 3, 1, 3, 1, 3. A dynamic marking *(p)* is present.

Fourth system of musical notation. The upper staff has fingerings 3, 1. The lower staff has fingerings 5, 2, 1. A dynamic marking *(cresc.)* is present.

Fifth system of musical notation. The upper staff has fingerings 1, 1. The lower staff has fingerings 5, 1, 4, 1, 4, 1, 3, 5, 1, 3, 1, 3, 1, 3, 1, 3, 1, 3, 1, 3, 1, 3, 1, 3. A dynamic marking *(s)* is present.

9

(Andante) (Текуче)

1) В этой инвенции Бах обозначил довольно подробно лигатуру, из которой видно, что общий характер её исполнения должен быть legato. Те места, где legato с моей точки зрения должно быть прервано, отмечены мною в примечаниях.

2) Синкопу лучше отделить от предыдущей восьмой.

3) Эти две восьмые лучше играть под legato.

First system of musical notation. Treble clef staff: 3) 2, 2, 1 3, 3, 4, 2. Bass clef staff: 2), 4, 3, 2, 1, 2, 3, 4, 5, 4, 3, 2, 1. Includes a fermata over the final measure of the treble staff.

ИЛИ:

Second system of musical notation. Treble clef staff: 3 2 1 2, 1, 2, 3 2 1, 1 2 3 2, 1. Bass clef staff: 1, 2, 3, 4, 3, 2, 1, 2, 3, 4, 3, 2, 1, 2, 3, 4, 3, 2, 1. Includes a fermata over the final measure of the treble staff.

Third system of musical notation. Treble clef staff: 2, 4, 3, 1, 4, 2), 2, 3, 2, 1, 3. Bass clef staff: 3), 2, 1, 3), 2, 1, 3), 2, 1, 3). Includes a piano (*p*) marking.

Fourth system of musical notation. Treble clef staff: 3 1, 4 2 1 2 3 1, 5, 1. Bass clef staff: 3, 2, 1, 2, 1, 2, 3, 2, 1, 3, 2, 1, 2, 1, 3). Includes a fermata over the final measure of the treble staff.

Fifth system of musical notation. Treble clef staff: 4, 3), 3, 1, 3 5, 1 3. Bass clef staff: 2), 1, 2, 3, 4, 3, 2, 1, 2, 3, 4, 3, 2, 1, 2, 3, 4, 3, 2, 1. Includes a crescendo (*cresc.*) marking.

2) 4

(mf)

(f)

1 3 1 2

3 5 8

Detailed description: This system contains two staves of music. The upper staff begins with a treble clef and a key signature of two flats. It features a melodic line with a slur over the first four notes, followed by a fermata. The lower staff has a bass clef and a similar melodic line with a slur over the first four notes. Fingerings are indicated by numbers 1-5 above or below notes. Dynamics include *(mf)* and *(f)*.

1 3 2 4

2) 5

(f)

(poco a poco dimin.)

3) 2) 5

Detailed description: This system continues the piece. The upper staff has a slur over the first four notes. The lower staff has a slur over the first four notes. Dynamics include *(f)* and *(poco a poco dimin.)*. Fingerings are indicated by numbers 1-5.

3 1 3 3

2) 5

Detailed description: This system continues the piece. The upper staff has a slur over the first four notes. The lower staff has a slur over the first four notes. Fingerings are indicated by numbers 1-5.

(p)

5 8) 4 3) 5 1

2 5 3 1 2

Detailed description: This system continues the piece. The upper staff has a slur over the first four notes. The lower staff has a slur over the first four notes. Dynamics include *(p)*. Fingerings are indicated by numbers 1-5.

ИЛИ:

8 8 8

8 9 4 2

5 1

4

Detailed description: This system includes an alternative passage. The upper staff has a slur over the first four notes. The lower staff has a slur over the first four notes. Dynamics include *(p)*. Fingerings are indicated by numbers 1-5.



(Allegro non troppo) (Не слишком скоро)

The musical score consists of four systems, each with a grand staff (treble and bass clefs). The key signature is one sharp (F#) and the time signature is 3/4. The first system includes the instruction *(mf) (non troppo legato)*. The second system features a *(cresc.)* marking. The third system includes a *(p)* marking. The score is annotated with numerous fingerings (e.g., 1, 2, 3, 4, 5), slurs, and accents. Small inset boxes show specific fingering patterns for trills and triplets. The piece concludes with a fermata over the final notes.

ИЛИ: И Т.Д.

5 3 3 2

ИЛИ: И Т.Д.

3

3 2 3 2

3 3 3 3 3 3 3 3

## Moderato (умеренно)

The musical score is presented in four systems, each with a treble and bass staff. The first system begins with a piano (*p*) dynamic. The second system features a '4)' marking above the first measure. The third system concludes with a '42' marking. The fourth system starts with a mezzo-forte (*mf*) dynamic and ends with a crescendo (*cresc.*) marking. The score includes various musical notations such as slurs, accents, and fingerings.

1) В этой инвенции шестнадцатые следует играть legato, а восьмые-портamento.

2) Здесь так:  $\overset{\wedge}{\text{♩}} \overset{\wedge}{\text{♩}} \overset{\wedge}{\text{♩}}$

3) В некоторых списках в этой инвенции имеется только одно украшение, ниже отмеченное.

4) Эти две восьмые лучше играть legato.

2) *(mf)*

*(p)*

*(cresc.)*

*(p)*

5) *(3)* *(3)*

5) См. примечание 3.

5 9 5 8 4 3 2 1 2 3 4 5 6 7 8 9 10 11 12

(cresc.)

2 3 2 1 4 3 2 1

3) 2) 1) 2) 3) 4) 5) 6) 7) 8) 9) 10) 11) 12)

(mf)

(poco rit)

(dim.)

1 2 3 4 5 6 7 8 9 10 11 12

2) 1) 2) 3) 4) 5) 6) 7) 8) 9) 10) 11) 12)

12

## (Allegro) (Скоро)

5 4 3 2 1 2 3 4 5 6 7 8 9 10 11 12

3 2 1 2 3 4 5 6 7 8 9 10 11 12

1 2 3 4 5 6 7 8 9 10 11 12

(f)

1) 2) 3) 4) 5) 6) 7) 8) 9) 10) 11) 12)

1 2 1 3 4 2 3 5 2 5 3 5 2

3 2 5 3 1 7 5 2

3 2 5 3 1

1. В этой инвенции шестнадцатые следует играть legato, а восьмые-рассе staccato.

2. Бил. Двухголосные инвенции

The first system of music consists of two staves. The upper staff is in treble clef with a key signature of two sharps (F# and C#). It contains a melodic line with several slurs and fingerings: 3, 1, 4, 3, 5, 1, 3, 5, 1, 4. The lower staff is in bass clef and provides a harmonic accompaniment with various notes and slurs. There are also some smaller musical fragments above the bass staff.

The second system continues the piece with two staves. The upper staff (treble clef) shows a melodic progression with notes and slurs. The lower staff (bass clef) continues the accompaniment. The key signature remains two sharps.

The third system consists of two staves. The upper staff (treble clef) includes some slurs and fingerings like 3, 2, 3 and 3, 2, 3. The lower staff (bass clef) continues the accompaniment with various notes and slurs.

The fourth system consists of two staves. The upper staff (treble clef) has notes with slurs and fingerings: 4, 3, 4, 3, 2, 4, 3. The lower staff (bass clef) continues the accompaniment with notes and slurs.

The fifth system consists of two staves. The upper staff (treble clef) begins with a piano marking *(p)* and contains notes with slurs and fingerings: 2, 1, 2, 3, 2. The lower staff (bass clef) continues the accompaniment with notes and slurs.

2

(cresc.)

3 3

1 2 3 2 3 2 2 1 3

5

mf)

5 3 1 2 4 1 3 3 1

2 1 3 5 2 3 4 2 3

4 1 2 3 1 4 1 3

4

(mf)

4 3 2 3 2

(f)

2 3 5 3 1 2 4 1

First system of musical notation. Treble clef, key signature of two sharps (F# and C#). Fingerings: 1 3 4, 2 4 5 2, 1 2 4. Includes a slur over the first two measures.

Fingerings for system 1: 3 2 3 and 3 3 3.

Second system of musical notation. Treble clef, key signature of two sharps. Fingerings: 1 3, 1 4. Includes a slur over the first two measures and a dynamic marking *(f)*.

Fingerings for system 2: 2 1 2 and 3 1 3.

Third system of musical notation. Treble clef, key signature of two sharps. Includes a slur over the first two measures.

Fourth system of musical notation. Treble clef, key signature of two sharps. Fingerings: 5 4. Includes a slur over the first two measures and a dynamic marking *(p)*.

Fifth system of musical notation. Treble clef, key signature of two sharps. Includes a slur over the first two measures.



First system of musical notation. The upper staff contains a melodic line with various fingerings (1, 2, 3, 4, 5) and slurs. The lower staff contains a bass line with fingerings (1, 1) and a dynamic marking *(f)*. There are two small inset diagrams showing fingerings for specific notes.

Second system of musical notation. The upper staff features a melodic line with slurs and fingerings (3, 5, 4, 1, 5, 1). The lower staff has a bass line with fingerings (3, 1, 3, 4, 5, 3, 1, 4, 3, 1). A dynamic marking *(f)* is present.


Third system of musical notation. The upper staff has a melodic line with slurs and fingerings (5, 1, 2, 3, 4, 5, 1, 4, 2, 3, 1, 4). The lower staff has a bass line with fingerings (1, 3, 1, 4) and a dynamic marking *(f)*. Two inset diagrams show fingerings (1, 2, 1) and (3, 2, 1, 2, 1, 2, 2, 3, 1).

Fourth system of musical notation. The upper staff has a melodic line with slurs and fingerings (3, 1, 3, 1, 4, 5, 3). The lower staff has a bass line with fingerings (2, 1, 3, 5, 5, 3, 5, 2). A dynamic marking *(poco rit.)* is present.

7. Эти знаки, поставленные Вахом, следует точно выполнять.

## (Allegretto) (Довольно скоро)

1) В этой инвенции шестнадцатые следует играть legato, а восьмые - non legato.

2) Здесь рекомендуется следующая лига:  и т. д.

First system of musical notation, consisting of a treble and bass staff. The treble staff contains a melodic line with various fingerings (1, 2, 3, 4, 5) and slurs. The bass staff contains a supporting line with fingerings (1, 2, 3, 4, 5) and slurs.

Second system of musical notation. The treble staff has a melodic line with fingerings and slurs. The bass staff has a supporting line with fingerings and slurs. Dynamic markings include *(f)* and *3) poco a*.

Third system of musical notation. The treble staff has a melodic line with fingerings and slurs. The bass staff has a supporting line with fingerings and slurs. Dynamic markings include *poco dimin.)* and *8)*.

Fourth system of musical notation. The treble staff has a melodic line with fingerings and slurs. The bass staff has a supporting line with fingerings and slurs. Dynamic marking includes *(p)*.

Fifth system of musical notation. The treble staff has a melodic line with fingerings and slurs. The bass staff has a supporting line with fingerings and slurs. Dynamic markings include *(p)* and *(f)*.

1. Если какая-либо часть голоса должен совершенно незаметно перехватывать движение верхнего.

(dimin.) (più p) (poco a poco)

(cresc.) (f) (poco rit.)

14

## (Andante con moto) (Довольно подвижно)

(mf)

(f)

(mf)

1) Эту нисходящую следует всю играть legato.

First system of musical notation. The treble clef staff contains a melodic line with notes G4, A4, B4, C5, B4, A4, G4. The bass clef staff contains a complex accompaniment with many sixteenth notes and rests. Fingering numbers 1-5 are visible in the bass staff.

Second system of musical notation. The treble clef staff has a melodic line with notes G4, A4, B4, C5, B4, A4, G4. The bass clef staff has a complex accompaniment. There are two horizontal lines with arrows underneath the treble staff, indicating phrasing. Fingering numbers 1-5 are visible in the bass staff.

Third system of musical notation. The treble clef staff has a melodic line with notes G4, A4, B4, C5, B4, A4, G4. The bass clef staff has a complex accompaniment. There are two horizontal lines with arrows underneath the treble staff. The marking *(p) (peso.)* is present. Fingering numbers 1-5 are visible in the bass staff.

Fourth system of musical notation. The treble clef staff has a melodic line with notes G4, A4, B4, C5, B4, A4, G4. The bass clef staff has a complex accompaniment. There is a horizontal line with an arrow underneath the treble staff. The marking *(f)* is present. Fingering numbers 1-5 are visible in the bass staff.

Fifth system of musical notation. The treble clef staff has a melodic line with notes G4, A4, B4, C5, B4, A4, G4. The bass clef staff has a complex accompaniment. There is a horizontal line with an arrow underneath the treble staff. The marking *(mf)* is present. Fingering numbers 1-5 are visible in the bass staff.

2)

(cresc.)

(sostenuto)

(f)

15

(Allegretto) (Довольно скоро)

1)

(p)

3 3 3 2

3 3 3 2

3 3 3 2

3 1 2

1 2 1 2

1 2 1 2

1 2 1 2

2) Синкору следует отделить от предыдущей восьмой.

1) В этой инвенции шестнадцатые следует играть legato, а восьмые poco staccato.

1 3 4 5

3 2 3 2

(mf)

(simile)

3 2 3 2

5 3 1 2 4 1 4 3 1 2 4 3 1 2 3 5

Detailed description: This system contains the first two measures of the piece. The right hand starts with a treble clef, a key signature of one sharp (F#), and a 4/4 time signature. It features a melodic line with slurs and accents, and a bass line with a steady eighth-note accompaniment. Fingerings are indicated by numbers 1-5. Dynamic markings include *(mf)* and *(simile)*. Small diagrams above the staff show fingerings for specific chords or intervals.

(p)

(—)

4 1 1 4 5 1 1 0 2 1 4 1 2 1 3 4 2 1 4 5 1

Detailed description: This system contains the next two measures. The right hand continues the melodic line with slurs and accents. The bass line maintains the eighth-note accompaniment. A dynamic marking of *(p)* is present. A horizontal line with a double bar at the end is placed below the right hand staff.

(p)

(—)

(f)

5 1 0 1 5 3 5 1 8 4 1 1 0 4 1 2 1

Detailed description: This system contains the next two measures. The right hand features a more complex melodic line with slurs and accents. The bass line continues with eighth notes. Dynamic markings include *(p)*, *(f)*, and a horizontal line with a double bar at the end.

2) 3 2 3 3

(—)

(mf)

1 2 1 2

Detailed description: This system contains the next two measures. The right hand has a melodic line with slurs and accents. The bass line continues with eighth notes. A dynamic marking of *(mf)* is present. A horizontal line with a double bar at the end is placed below the right hand staff. A small diagram above the staff shows fingerings for a specific interval.

1 Облегчение:

Detailed description: A small musical notation showing a treble clef, a key signature of one sharp, and a 4/4 time signature. It contains a short melodic phrase with a slur and a dynamic marking of *(mf)*.

First system of musical notation. The treble clef staff begins with a wavy hairpin and the instruction *(simile)*. The bass clef staff has a wavy hairpin. A crescendo hairpin is shown above the treble staff, leading to a dynamic marking of *(p)*. Fingerings are indicated with numbers 1-5.

Second system of musical notation. The treble clef staff has a wavy hairpin and the instruction *(cresc.)*. The bass clef staff has a wavy hairpin. A crescendo hairpin is shown above the treble staff.

Third system of musical notation. The treble clef staff starts with a dynamic marking of *(f)* and a wavy hairpin. The bass clef staff has a wavy hairpin. A crescendo hairpin is shown above the treble staff, leading to a dynamic marking of *(mf)*. Fingerings are indicated with numbers 1-5.

Fourth system of musical notation. The treble clef staff has a wavy hairpin and the instruction *(p)*. The bass clef staff has a wavy hairpin. A crescendo hairpin is shown above the treble staff.

Fifth system of musical notation. The treble clef staff has a wavy hairpin and the instruction *(poco rit.)*. The bass clef staff has a wavy hairpin and the instruction *(cresc.)*. A wavy hairpin is shown above the treble staff. Fingerings are indicated with numbers 1-5.